

---

# Ray

SOFAS

Antonio Citterio



## Description

Une stratégie conceptuelle gagnante, celle qui associe avec équilibre fonctionnalité et esthétique et qui confie aux détails le juste rôle: le système d'assise Ray est destiné à durer. Modulaire, dans deux profondeurs, avec une vaste gamme de compositions qui comprend des éléments linéaires, angulaires, une chaise longue et un pouf; il se distingue par le détail de la couture à point de cheval qui parcourt les profils du revêtement, dans la même teinte ou en contraste.

---

## Technical information

### Châssis intérieur:

tubes et profilés d'acier

### Rembourrage châssis intérieur:

mousse de polyuréthane souple obtenue par moulage à froid Bayfit® (Bayer®), housse en fibre de polyester

### Rembourrage châssis intérieur (RY183P-RY122PF):

polyuréthane profilé à densité différenciée, housse en fibre de polyester

### Rembourrage coussins assise:

polyuréthane profilé à densité différenciée, plume stérilisée, housse en fibre de polyester et coton

### Rembourrage coussins dossier (RYG235N-RYLG275N):

polyuréthane profilé, fibre de polyester, housse en fibre de polyester et coton

### Coussin dossier (RY48C-RY72C-RY72CP):

rembourrage : fibre de polyester, typologie : avec bord latéral, coutures : à point cavalier

### Pieds:

fusion d'aluminium verni nickel bronzé ou verni chromé noir

### Pieds (RY122PF):

matériel plastique noir

### Embouts:

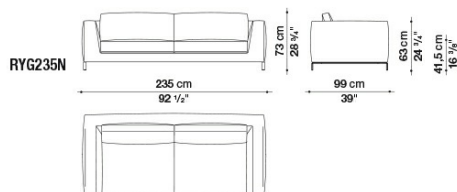
matériel thermoplastique

### Revêtement:

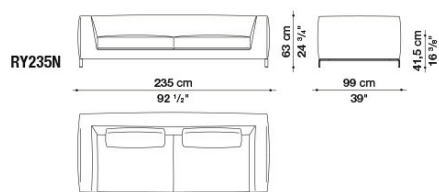
tissu ou cuir (coutures à point cavalier)

---

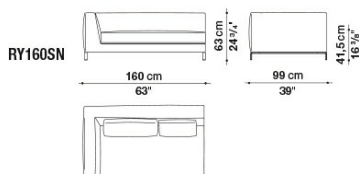
## Technical drawings



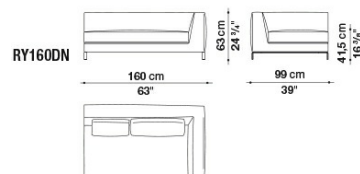
**RYG235N**



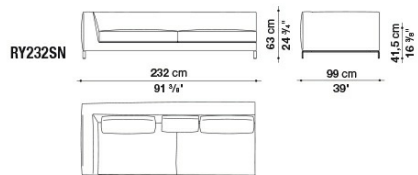
**RY235N**



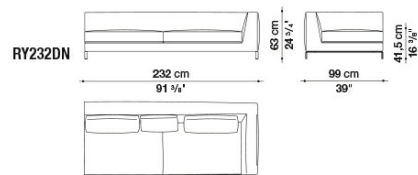
**RY160SN**



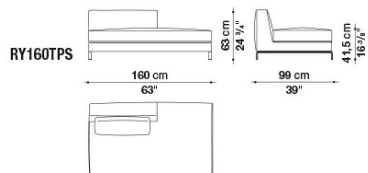
**RY160DN**



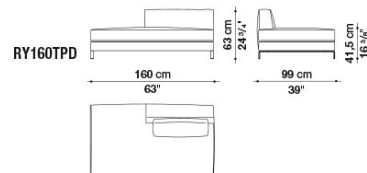
RY232SN



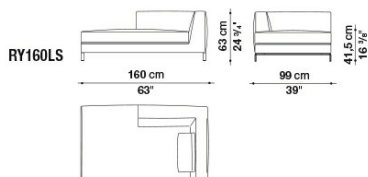
RY232DN



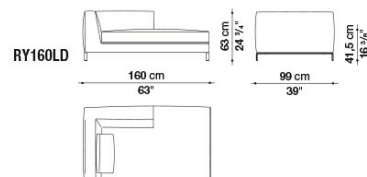
RY160TPS



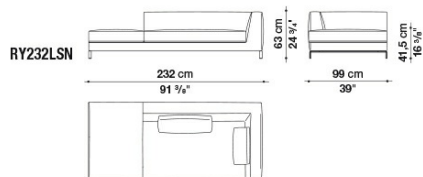
RY160TPD



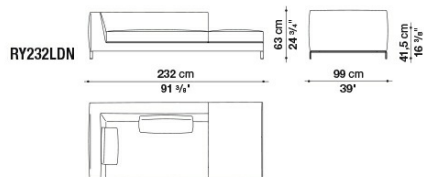
RY160LS



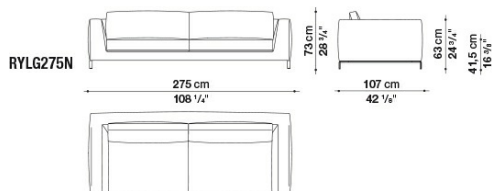
RY160LD



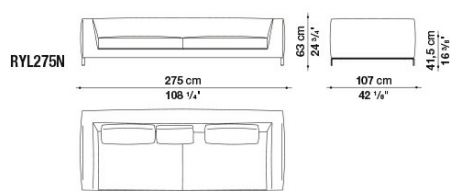
RY232LSN



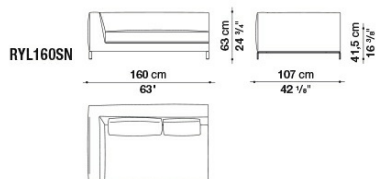
RY232LDN



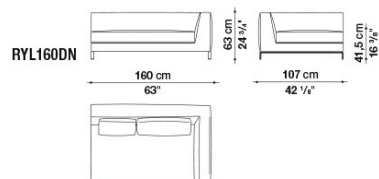
RYLG275N



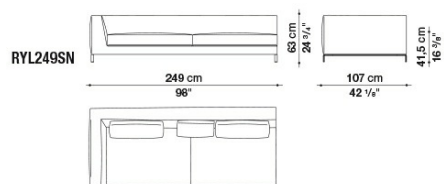
RYL275N



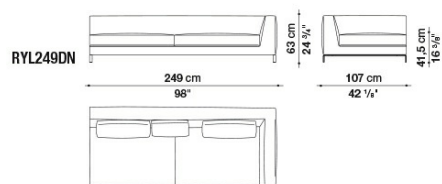
RYL160SN



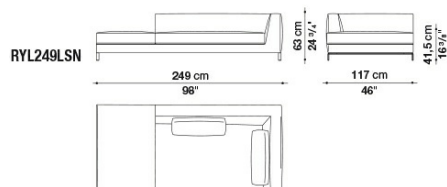
RYL160DN



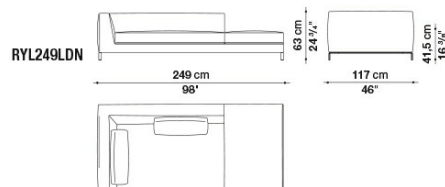
RYL249SN



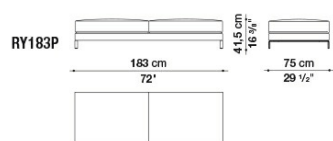
RYL249DN



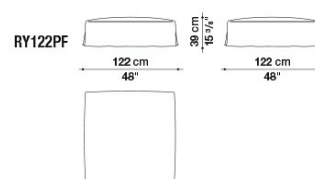
RYL249LSN



RYL249LDN



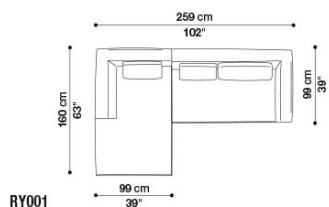
RY183P



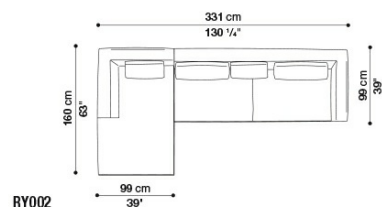
RY122PF

---

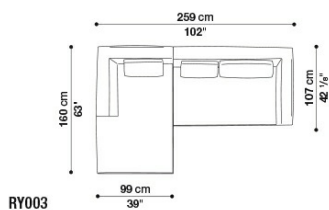
# Compositions



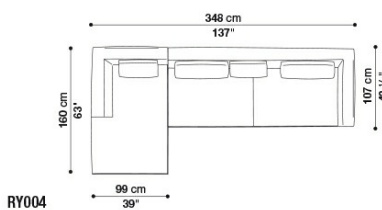
01



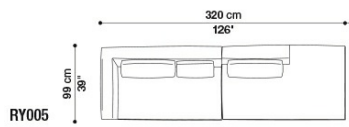
02



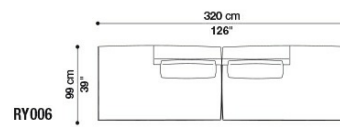
03



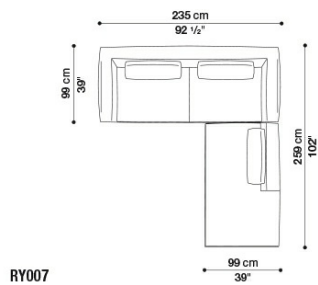
04



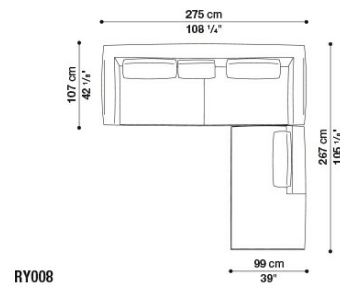
05



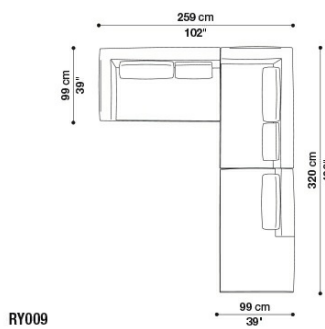
06



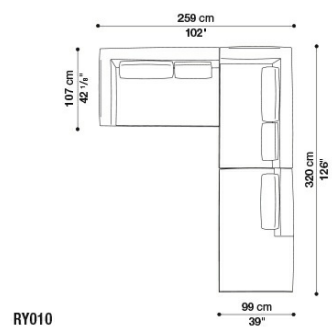
07



08

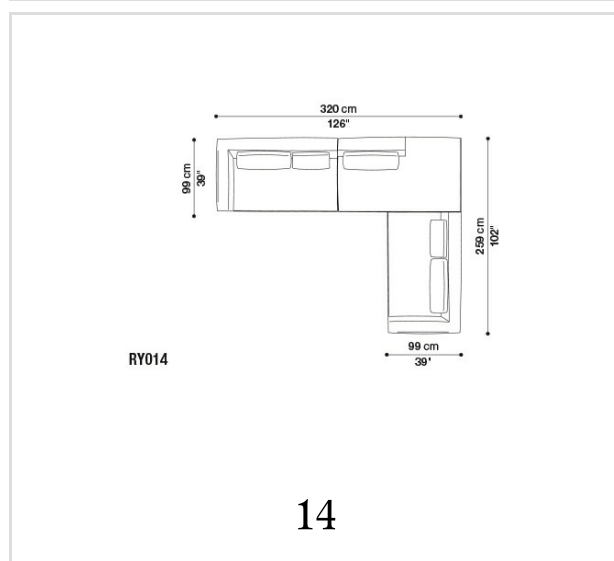
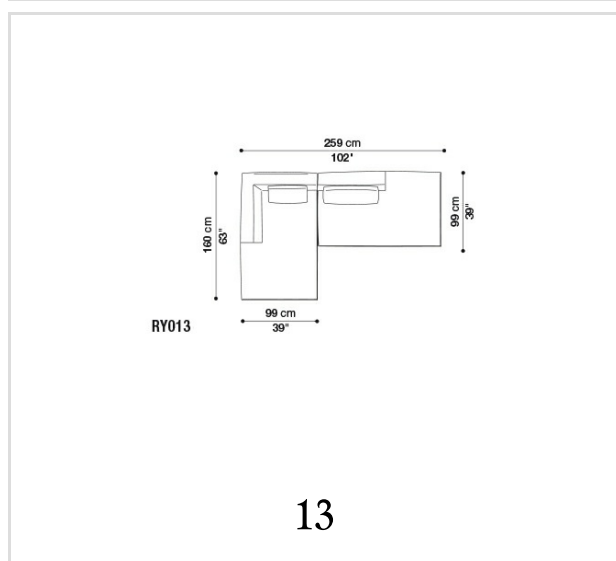
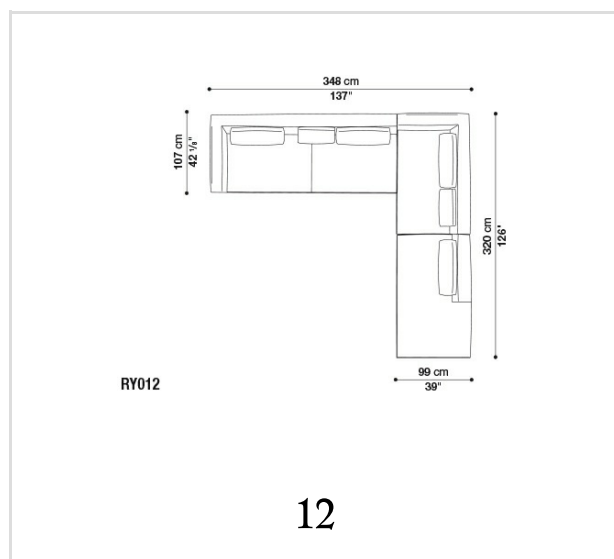
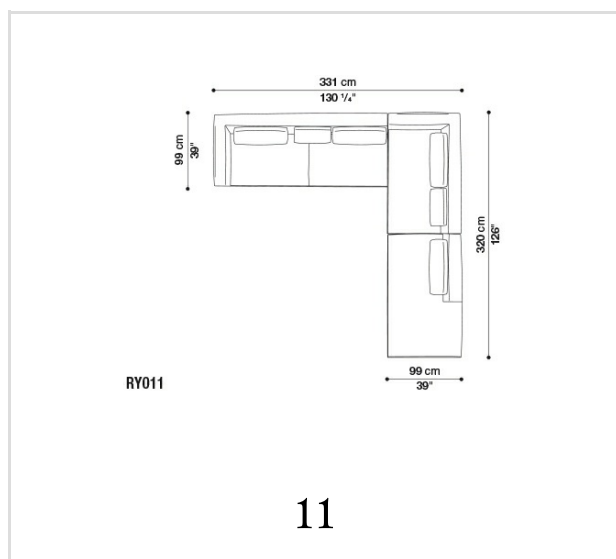


09



10





B&B Italia reserves the right to make technological and aesthetic improvements to its models, including changes to the sizes and materials, without notice. The technical drawings do not define the details of the product. The measurements shown are indicative and may undergo changes. In particular, the dimensions relevant to the padded parts are subject to usage tolerances over time caused by the normal adjustment of the padding. For the specific information, please contact the dealer closest to you.