

## ALEXANDER

Rodolfo Dordoni design




### UN SISTEMA DI SEDUTE CON DIVERSE MORFOLOGIE A SEATING SYSTEM WITH A DYNAMIC MORPHOLOGY

Ispirato a concetti razionalisti e contemporanei, Alexander è un sistema di sedute con diverse morfologie abbinabili tra loro. In una stessa composizione si possono utilizzare elementi squadrati ed elementi curvi per creare angoli raccolti e avvolgenti. Grazie ai diversi moduli combinabili tra loro si ottengono configurazioni a "L" dalla perfetta geometria o versioni lineari che possono evolvere in profili sinuosi proprio grazie agli originali elementi curvi Alexander "Drop", come la chaise-longue o gli elementi terminali con angolo arrotondato.

Inspired by rationalist and contemporary concepts, Alexander is a seating system with different forms that can be combined with each other. Squared and curved elements can be used together in the same composition to create areas with an intimate and enveloping atmosphere. The various modular elements allow for a wide range of arrangements, from L-shaped configurations characterised by the perfect geometry to linear interpretations that can evolve into sinuous profiles thanks to the original Alexander "Drop" curved elements, such as the chaise-longue or the rounded corner elements.

Alexander, inspiriert von rationalistischen, zeitgemäßen Konzepten, bietet ein Sitzprogramm mit verschiedenen Morphologien, die untereinander kombiniert werden können. In derselben Komposition können eckige und gebogene Elemente verwendet werden, um gemütliche, stimmungsvolle Zonen zu schaffen. Mit den zusammenpassenden Modulen können perfekt geometrische Kompositionen in "L"-Form gebildet werden, oder lineare Versionen, die sich in fließende Formen auflösen, dank der originellen, gebogenen Elemente Alexander "Drop", wie die Chaise-longue oder die Endelemente mit abgerundeten Ecken.

Inspiré de concepts rationalistes et contemporains, Alexander est un système de sièges de différentes formes, carrées et courbées, pouvant être combinées les unes avec les autres pour créer des îlots à l'atmosphère intime et enveloppante. Les différents éléments modulables permettent une large gamme d'arrangements: en forme de L pour une géométrie rigoureuse ou en ligne droite terminée par une courbe sinueuse grâce aux éléments incurvés Alexander "Drop", tels que la chaise-longue et les éléments d'angle arrondis.



## BRACCIOLI E SCHIENALI ARMRESTS AND BACKRESTS

I moduli possono avere schienali alti, bassi o entrambi, contribuendo alla versatilità del sistema. Gli elementi con gli schienali alti disegnano punti alcova, creando angoli di intimità, dove accomodarsi come in un nido di grande comfort per leggere o guardare la tv, e si congiungono a elementi con schienali più bassi, concepiti per non ostruire la vista sullo spazio circostante.

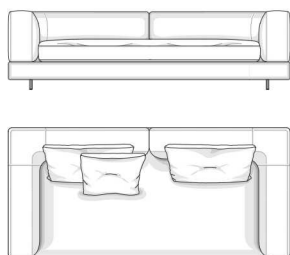
The modules can have high or low backrests, or a combination of both, contributing to the versatility of the system. The pieces with higher backrests design alcove points, creating corners of intimacy, where to sit as in a nest of great comfort to read or watch TV. Instead, the elements with lower backrests are designed not to obstruct the view of the surrounding space.

Die Module können hohe oder niedrige Rückenlehnen haben oder beide, so dass das System extrem vielseitig wird. Die Elemente mit hoher Rückenlehne bilden kleine, alkenartige Nischen, intime Zonen, wo man sich, wie in ein gemütliches Nest zum Lesen oder Fernsehen zurückziehen kann. Sie lassen sich mit Elementen mit niedrigerer Lehne verbinden, die den Blick auf den umgebenden Raum frei lassen.

Chaque module peut être agrémenté d'un dossier haut ou bas, ou une combinaison des deux, ce qui contribue à la versatilité du système. Les éléments au haut dossier permettent de créer des espaces intimes en alcôve où se lover comme dans un nid très confortable pour lire ou regarder la télévision. Les dossiers bas quant à eux permettent de ne pas obstruer la vue sur l'espace environnant.

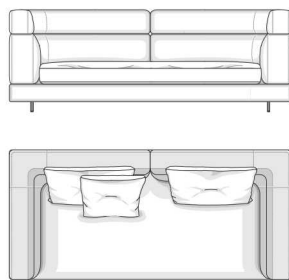
## VERSIONE / VERSION "LOW", "HIGH" AND "MIX"

LOW



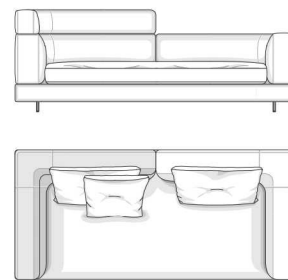
SCHIENALI/BRACCIOLI BASSI  
LOW BACKRESTS/ARMRESTS

HIGH



SCHIENALI/BRACCIOLI ALTI  
HIGH BACKRESTS/ARMRESTS

MIX



SCHIENALI/BRACCIOLI ALTI E BASSI  
HIGH AND LOW BACKRESTS/ARMRESTS





## DETTAGLI SARTORIALI SARTORIAL DETAILS

Alexander è connotato dai dettagli sartoriali dati dalle cuciture sull'angolo del divano e sullo schienale/bracciolo alto e dalla cucitura centrale posta sui cuscini schienale.

La base è costituita da barre in alluminio color Bronzo Chiaro e mantiene gli elementi sollevati da terra, conferendo così leggerezza ai volumi sospesi.

Alexander is characterised by the sartorial details of the seams on the corner of the sofa and on the high back/armrest and by the central seam placed on the back cushions.

The base is made of Light Bronze-coloured aluminium bars and keeps the elements raised from the ground, thus conveying a sense of lightness to the suspended volumes.

Alexander zeichnet sich durch die schneiderischen Details der Nähte an der Ecke des Sofas aus, an der hohen Rücken-/Armlehne und auf der Mitte der Rückenkissen.

Die Basis besteht aus hellbronzefarbenen Aluminiumstangen, die die Elemente vom Boden abheben und so den Volumen schwebende Leichtigkeit verleihen.

Alexander est défini par ses détails empruntés au monde de la mode: les coutures sur le coin du canapé et sur le haut dossier/accoudoir et la couture centrale sur les coussins de dossier.

Le piètement est fait de barres en aluminium de couleur Bronze Clair qui gardent les éléments soulevés du sol donnant une impression de légèreté aux volumes suspendus.





Rodolfo Dordoni design

**Struttura:** in legno massello con molleggio garantito da cinghie elastiche ad alta componente di caucciù. Preparazione della struttura sedile in poliuretano espanso a quote differenziate ad alta densità. Elementi schienale/braccioli preparati in poliuretano espanso a quote differenziate ad alta densità.

**Cuscinatura:** imbottitura cuscini schienale in piuma d'oca canalizzata (certificata Assopiuma, Etichetta Oro) con inserto portante in Memory Foam. Cuscini sedile con imbottitura in piuma d'oca canalizzata (certificata Assopiuma, Etichetta Oro) e inserto centrale in poliuretano espanso a quote differenziate ad alta resilienza rivestite da un ulteriore strato di Memory Foam.

**Sfoderabilità:** cuscini sedile e schienale completamente sfoderabili in tutte le versioni (tessuto e pelle). Rivestimento della struttura in tessuto o pelle sfoderabile; la fodera che riveste la struttura con schienale HIGH riporta una cerniera in prossimità della cucitura posta nella parte alta dello schienale al fine di facilitarne la sfoderabilità.

**Basi:** portanti in estruso di alluminio verniciato lucido anti-touch color Bronzo Chiaro e successiva applicazione di vernice protettiva antiurto. Scivolanti in nylon.

Per facilitare la sfoderabilità, gli elementi schienale/bracciolo sono facilmente sfilabili dalle loro sedi agendo sulle apposite manopole poste nella parte sottostante i divani.

### POGGIATESTA

Realizzato con una struttura interna rigida ma flessibile, può essere facilmente collocato tra schienale e cuscini per garantire il giusto supporto.

La fodera del cuscino può essere realizzata a scelta nei tessuti o pelli a campionario. Completamente sfoderabile.

**Structure:** solid wood with suspension provided by high-rubber-content elastic webbing. The seat structure is coated in high resilience variable density polyurethane foam. Backrest/armrest elements coated in high resilience variable density polyurethane foam.

**Cushions:** backrest cushions have channeled goose down padding (Assopiuma certified, Gold Label) with core insert in Memory Foam. Seat cushions are made with channeled goose down padding (Assopiuma certified, Gold Label) and core insert of high resilience, variable density polyurethane foam wrapped in a layer of Memory Foam.

**Covers:** seat and backrest cushion covers are completely removable in all versions (fabric and leather). The fabric or leather covers on the structure are removable; the lining covering the HIGH backrest structure has a zipper opening located near the stitching detail on the back to facilitate the removal of the cover.

**Bases:** weight-bearing parts in extruded aluminum with a polished anti-fingerprint Light Bronze varnished and finished with a protective, impact-resistant top coat.

Nylon slides. To facilitate removal of the coverings, the backrest/armrest elements can easily be lifted out by releasing the levers located underneath the sofa.

### HEADREST

Crafted with an inner structure that is rigid but flexible, it can easily be positioned between the backrest and the cushions to ensure just the right support. The cushion cover can be supplied in the fabrics or types of leather available in the pattern book. Removable covers.

**Gestell:** Massivholz mit Federung durch elastische Gurte mit hohem Kautschukinhalt.

Aufbereitung des Sitzgestells mit unterschiedlich dick geschäumtem, hochdichtem Polyurethan. Rücken-/Armlehnen mit unterschiedlich dick geschäumtem, hochdichtem Polyurethan aufbereitet.

**Kissen:** Polsterung des Rücken Kissens aus kanalisierten Gänsedaunen (Gold Label, zertifiziert von Assopiuma) mit verstärkter Einlage aus Memory Foam.

Sitzkissen mit Polsterung aus kanalisierten Gänsedaunen (Gold Label, zertifiziert von Assopiuma) mit zentraler Einlage aus unterschiedlich dick geschäumtem, hochdichtem Polyurethan, bezogen mit einer weiteren Schicht aus Memory Foam.

**Abziehbarkeit:** Sitz- und Rücken kissen vollkommen abziehbar bei allen Modellen (Stoff und Leder). Bezug der Struktur aus Stoff oder Leder abziehbar; der Bezug der Struktur bei dem Modell mit der Rückenlehne HIGH besitzt einen Reißverschluss auf der Rückenlehne nahe der Naht, um das Abziehen zu erleichtern.

**Basis:** Tragende Strukturen aus Aluminiumstrangguss, glänzend mit Anti-Fingerprint Beschichtung, hell bronzefarbig lackiert und dann mit stoßfestem Schutzlack überzogen. Gleitschutz aus Nylon.

Zur Erleichterung des Abziehens, können die Seiten- und Rückenteile einfach entfernt werden mit Hilfe der dazu vorgesehenen Hebel am unteren Teil der Sofas.

### KOPSTÜTZE

Die interne Struktur ist nicht zu weich, aber flexibel, und sie kann ganz einfach zwischen der Rückenlehne und den Kissen angebracht werden, um den rechten Halt zu garantieren. Der Kissenbezug kann aus den Stoffen oder dem Leder, die in der Musterkollektion zur Auswahl stehen, gefertigt werden. Bezug abziehbar.

**Structure :** en massif bois, suspension assurée par des sangles élastiques à haute teneur en caoutchouc. Structure d'assise en polyuréthane expansé à densité différenciée et haute densité. Éléments dossier/accoudoir préparés en polyuréthane expansé à densité différenciée et haute densité.

**Coussins :** rembourrage des coussins de dossier en plume d'oie canalisée (certifiée Assopiuma, Étiquette Or) avec insert porteur à mémoire de forme (Memory Foam).

Coussins d'assise avec rembourrage en plume d'oie canalisée (certifiée Assopiuma, Étiquette Or) et insert central en polyuréthane expansé à densité différenciée et haute résilience, recouvert d'une couche supplémentaire de mousse à mémoire de forme.

**Déhoussage :** coussins d'assise et de dossier entièrement déhoussables dans toutes les versions (tissu et cuir). Revêtement de la structure en tissu ou en cuir déhoussable ; la housse qui recouvre la structure avec dossier HIGH, est dotée d'une fermeture à glissière qui est posée dans la partie haute du dossier pour faciliter le déhoussage.

**Bases :** portaises en aluminium extrudé peinture brillante anti-trace couleur Bronze Clair, avec application ultérieure d'un vernis protecteur anti-chocs. Patins en nylon.

Pour faciliter le déhoussage, les éléments dossier/accoudoir peuvent être facilement retirés de leur logement en tournant les poignées situées sous le canapé.


### APPUI-TÊTE

Réalisé avec une structure interne rigide mais flexible, il peut être facilement placé entre le dossier et les coussins afin de garantir un bon support.

La doublure du coussin peut être réalisée au choix parmi la gamme de tissus et cuirs sur catalogue. Revêtement déhoussable.

### FINITURA BASE BASE FINISH

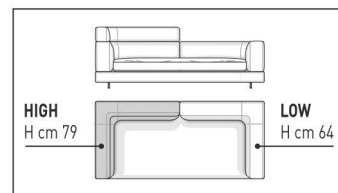
### ALLUMINIO | ALUMINUM



BRONZO CHIARO  
LIGHT BRONZE

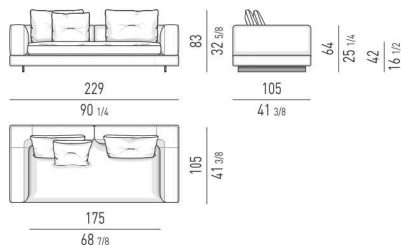
### POGGIATESTA OPTIONAL OPTIONAL HEADREST



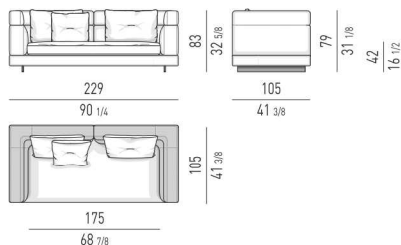


## DIVANI | SOFAS

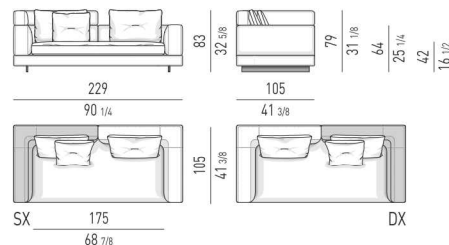
**DIVANO LOW CM 229**  
**SOFA LOW CM 229**



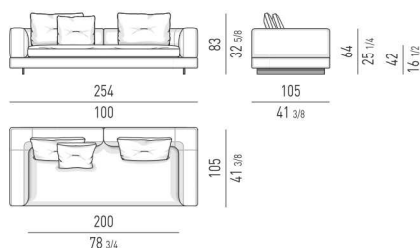
**DIVANO HIGH CM 229**  
**SOFA HIGH CM 229**



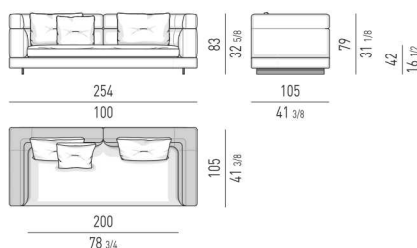
**DIVANO MIX CM 229**  
**SOFA MIX CM 229**



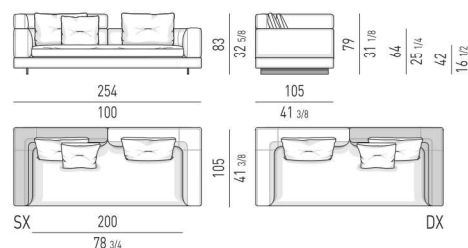
**DIVANO LOW CM 254**  
**SOFA LOW CM 254**



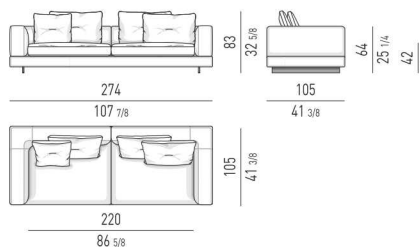
**DIVANO HIGH CM 254**  
**SOFA HIGH CM 254**



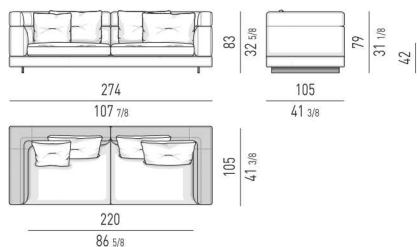
**DIVANO MIX CM 254**  
**SOFA MIX CM 254**



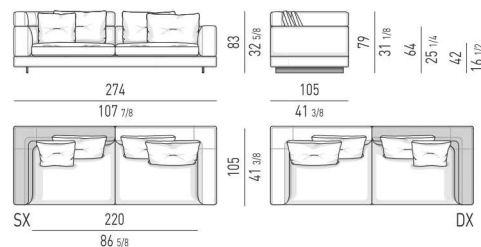
**DIVANO LOW CM 274**  
**SOFA LOW CM 274**



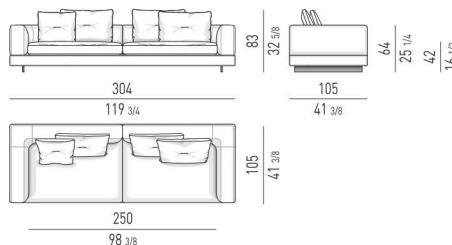
**DIVANO HIGH CM 274**  
**SOFA HIGH CM 274**



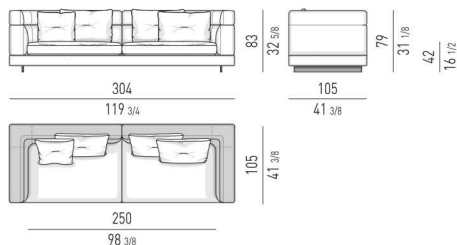
**DIVANO MIX CM 274**  
**SOFA MIX CM 274**



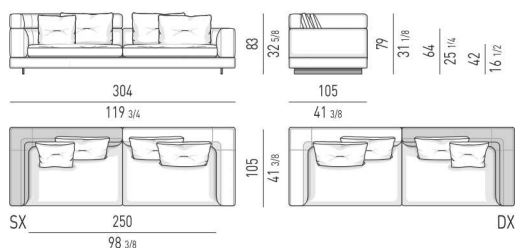
**DIVANO LOW CM 304**  
**SOFA LOW CM 304**



**DIVANO HIGH CM 304**  
**SOFA HIGH CM 304**



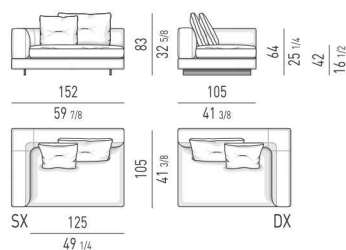
**DIVANO MIX CM 304**  
**SOFA MIX CM 304**



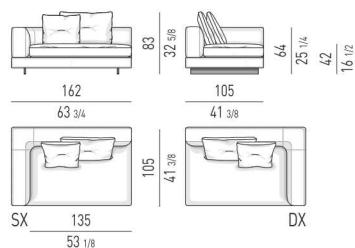


## ELEMENTI TERMINALI | ELEMENTS WITH ONE ARMREST

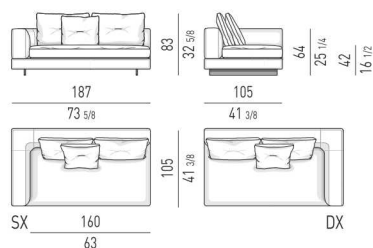
ELEMENTO TERMINALE **LOW CM 152**  
ELEMENT WITH ONE ARMREST **LOW CM 152**



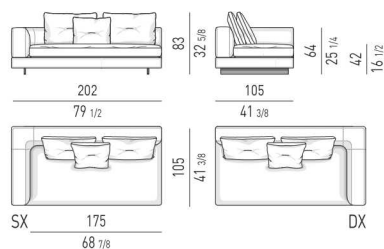
ELEMENTO TERMINALE **LOW CM 162**  
ELEMENT WITH ONE ARMREST **LOW CM 162**



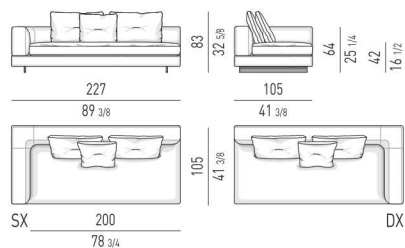
ELEMENTO TERMINALE **LOW CM 187**  
ELEMENT WITH ONE ARMREST **LOW CM 187**



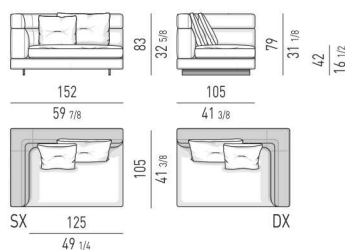
ELEMENTO TERMINALE **LOW CM 202**  
ELEMENT WITH ONE ARMREST **LOW CM 202**



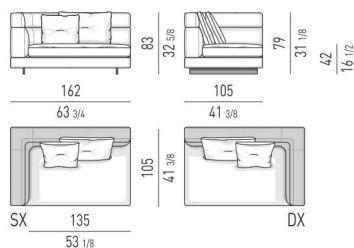
ELEMENTO TERMINALE **LOW CM 227**  
ELEMENT WITH ONE ARMREST **LOW CM 227**



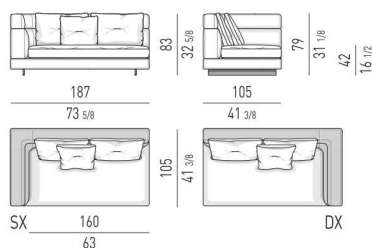
ELEMENTO TERMINALE **HIGH CM 152**  
ELEMENT WITH ONE ARMREST **HIGH CM 152**



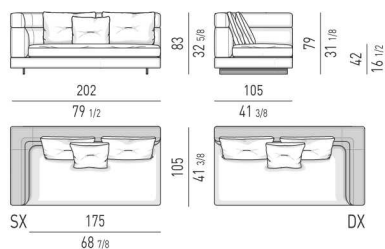
ELEMENTO TERMINALE **HIGH CM 162**  
ELEMENT WITH ONE ARMREST **HIGH CM 162**



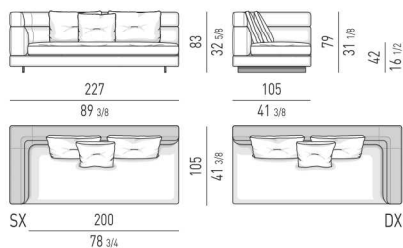
ELEMENTO TERMINALE **HIGH CM 187**  
ELEMENT WITH ONE ARMREST **HIGH CM 187**



ELEMENTO TERMINALE **HIGH CM 202**  
ELEMENT WITH ONE ARMREST **HIGH CM 202**

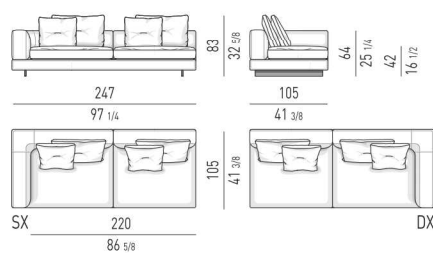


ELEMENTO TERMINALE **HIGH CM 227**  
ELEMENT WITH ONE ARMREST **HIGH CM 227**

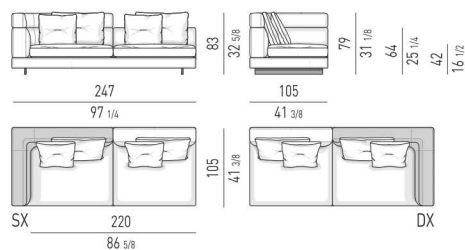


# Minotti

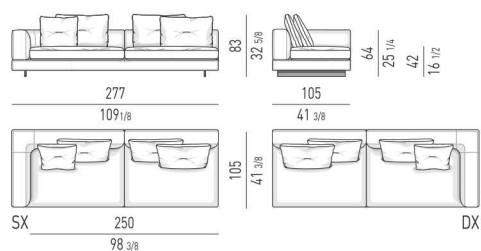
## ELEMENTO TERMINALE **LOW CM 247** ELEMENT WITH ONE ARMREST **LOW CM 247**



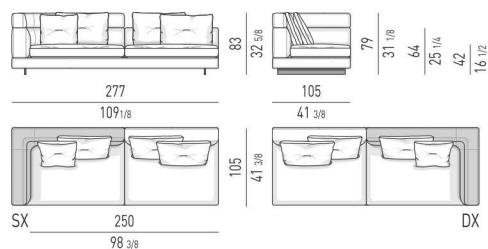
## ELEMENTO TERMINALE **MIX CM 247** ELEMENT WITH ONE ARMREST **MIX CM 247**



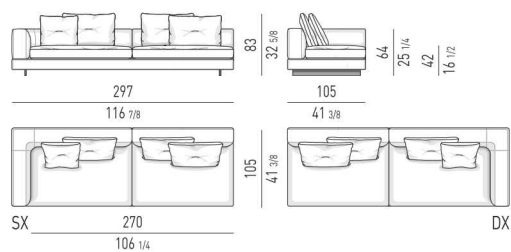
## ELEMENTO TERMINALE **LOW CM 277** ELEMENT WITH ONE ARMREST **LOW CM 277**



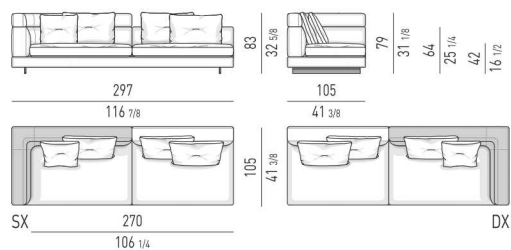
## ELEMENTO TERMINALE **MIX CM 277** ELEMENT WITH ONE ARMREST **MIX CM 277**



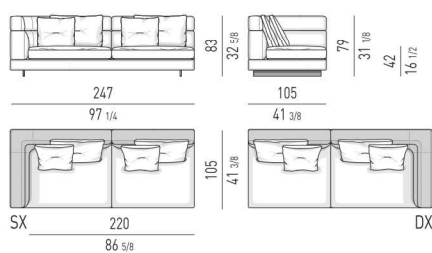
## ELEMENTO TERMINALE **LOW CM 297** ELEMENT WITH ONE ARMREST **LOW CM 297**



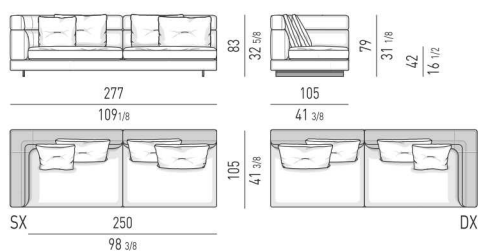
## ELEMENTO TERMINALE **MIX CM 297** ELEMENT WITH ONE ARMREST **MIX CM 297**



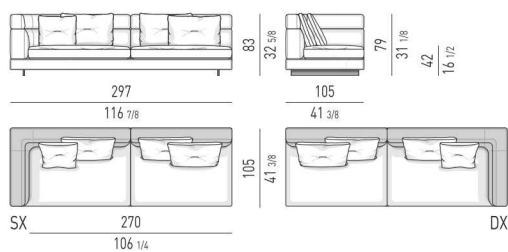
## ELEMENTO TERMINALE **HIGH CM 247** ELEMENT WITH ONE ARMREST **HIGH CM 247**



## ELEMENTO TERMINALE **HIGH CM 277** ELEMENT WITH ONE ARMREST **HIGH CM 277**

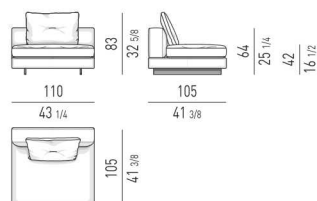


## ELEMENTO TERMINALE **HIGH CM 297** ELEMENT WITH ONE ARMREST **HIGH CM 297**

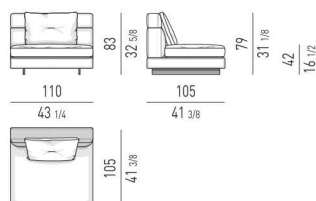


## ELEMENTI CENTRALI | CENTRAL ELEMENTS

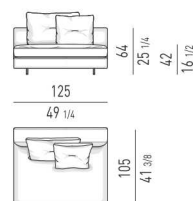
ELEMENTO CENTRALE **LOW** CM 110  
CENTRAL ELEMENT **LOW** CM 110



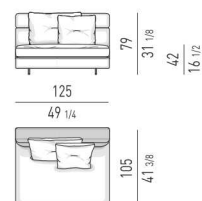
ELEMENTO CENTRALE **HIGH** CM 110  
CENTRAL ELEMENT **HIGH** CM 110



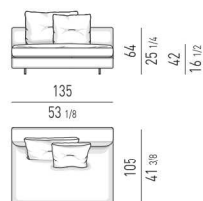
ELEMENTO CENTRALE **LOW** CM 125  
CENTRAL ELEMENT **LOW** CM 125



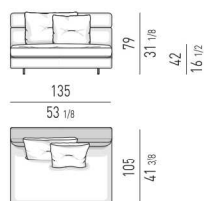
ELEMENTO CENTRALE **HIGH** CM 125  
CENTRAL ELEMENT **HIGH** CM 125



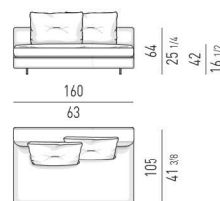
ELEMENTO CENTRALE **LOW** CM 135  
CENTRAL ELEMENT **LOW** CM 135



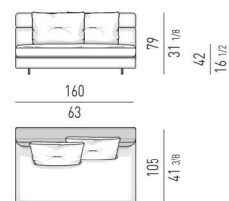
ELEMENTO CENTRALE **HIGH** CM 135  
CENTRAL ELEMENT **HIGH** CM 135



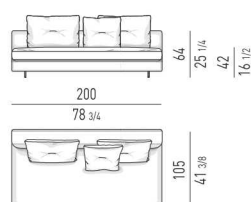
ELEMENTO CENTRALE **LOW** CM 160  
CENTRAL ELEMENT **LOW** CM 160



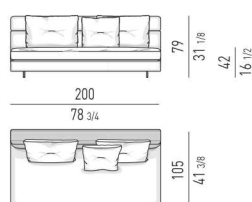
ELEMENTO CENTRALE **HIGH** CM 160  
CENTRAL ELEMENT **HIGH** CM 160



ELEMENTO CENTRALE **LOW** CM 200  
CENTRAL ELEMENT **LOW** CM 200

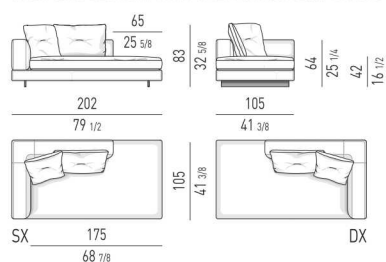


ELEMENTO CENTRALE **HIGH** CM 200  
CENTRAL ELEMENT **HIGH** CM 200

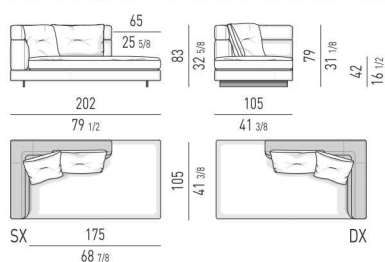


## ELEMENTI TERMINALI PENISOLA | OPEN-END ELEMENTS WITH ONE ARMREST

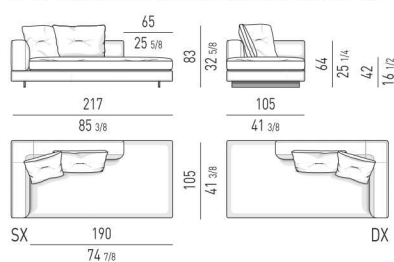
ELEMENTO TERMINALE PENISOLA **LOW** CM 202  
OPEN-END ELEMENT WITH ONE ARMREST **LOW** CM 202



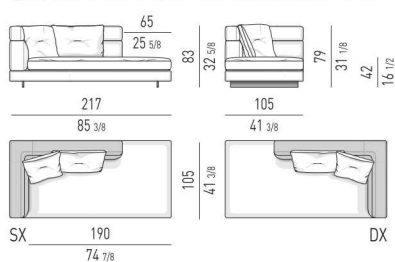
ELEMENTO TERMINALE PENISOLA **HIGH** CM 202  
OPEN-END ELEMENT WITH ONE ARMREST **HIGH** CM 202



ELEMENTO TERMINALE PENISOLA **LOW** CM 217  
OPEN-END ELEMENT WITH ONE ARMREST **LOW** CM 217

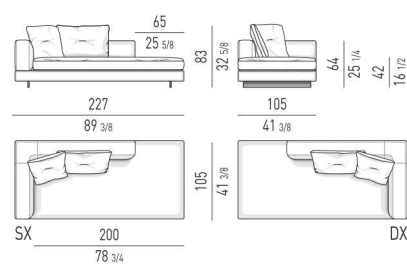


ELEMENTO TERMINALE PENISOLA **HIGH** CM 217  
OPEN-END ELEMENT WITH ONE ARMREST **HIGH** CM 217

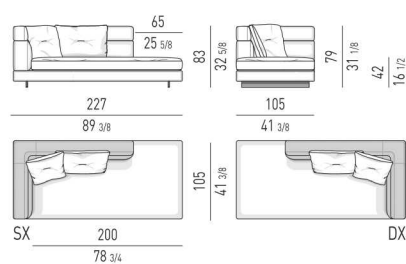




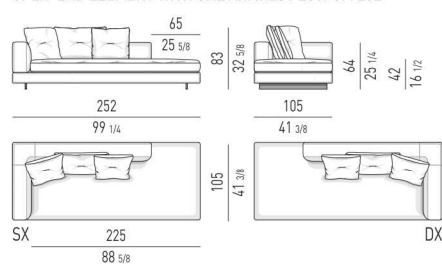
ELEMENTO TERMINALE PENISOLA **LOW CM 227**  
OPEN-END ELEMENT WITH ONE ARMREST **LOW CM 227**



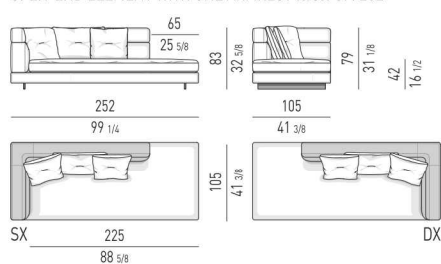
ELEMENTO TERMINALE PENISOLA **HIGH CM 227**  
OPEN-END ELEMENT WITH ONE ARMREST **HIGH CM 227**



ELEMENTO TERMINALE PENISOLA **LOW CM 252**  
OPEN-END ELEMENT WITH ONE ARMREST **LOW CM 252**

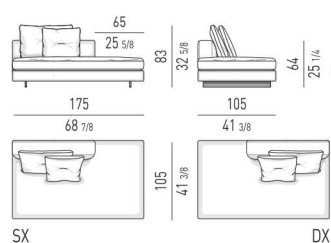


ELEMENTO TERMINALE PENISOLA **HIGH CM 252**  
OPEN-END ELEMENT WITH ONE ARMREST **HIGH CM 252**

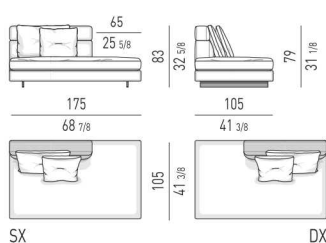


## ELEMENTI PENISOLA | OPEN-END ELEMENTS

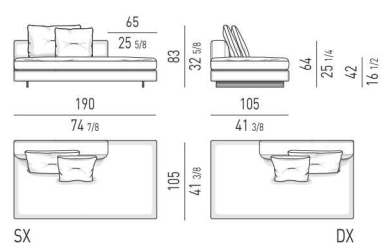
ELEMENTO PENISOLA **LOW CM 175**  
OPEN-END ELEMENT **LOW CM 175**



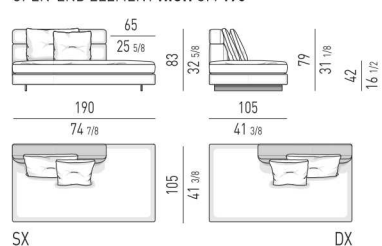
ELEMENTO PENISOLA **HIGH CM 175**  
OPEN-END ELEMENT **HIGH CM 175**



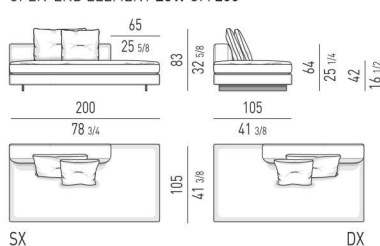
ELEMENTO PENISOLA **LOW CM 190**  
OPEN-END ELEMENT **LOW CM 190**



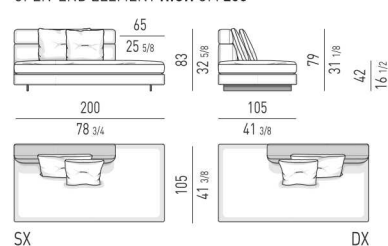
ELEMENTO PENISOLA **HIGH CM 190**  
OPEN-END ELEMENT **HIGH CM 190**



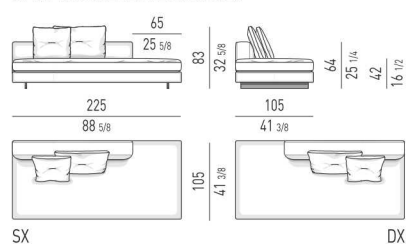
ELEMENTO PENISOLA **LOW CM 200**  
OPEN-END ELEMENT **LOW CM 200**



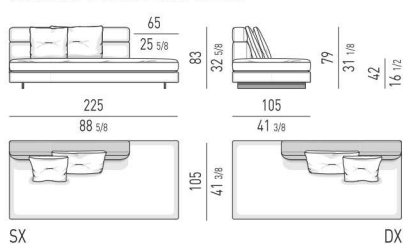
ELEMENTO PENISOLA **HIGH CM 200**  
OPEN-END ELEMENT **HIGH CM 200**



ELEMENTO PENISOLA **LOW CM 225**  
OPEN-END ELEMENT **LOW CM 225**

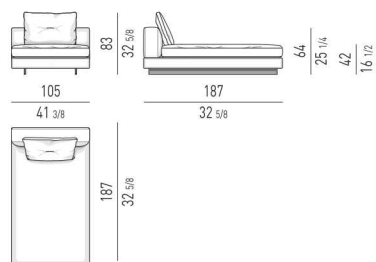


ELEMENTO PENISOLA **HIGH CM 225**  
OPEN-END ELEMENT **HIGH CM 225**

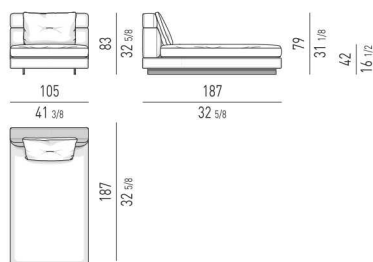


## COUCHES

COUCH **LOW** CM 105x187  
COUCH **LOW** CM 105x187

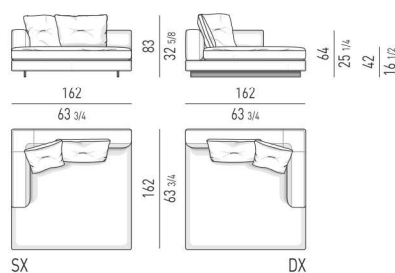


COUCH **HIGH** CM 105x187  
COUCH **HIGH** CM 105x187

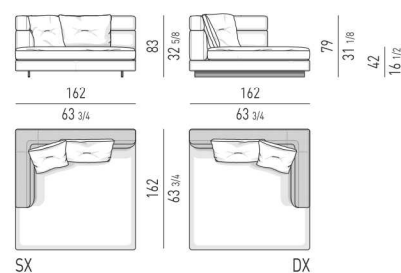


## CHAISE-LONGUES

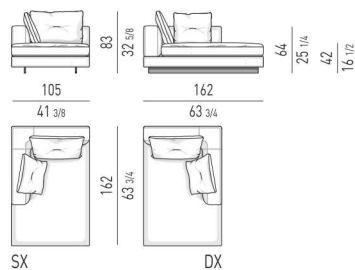
CHAISE-LONGUE **LOW** CM 162x162  
CHAISE-LONGUE **LOW** CM 162x162



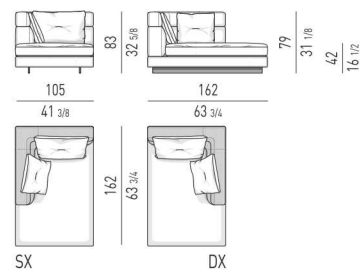
CHAISE-LONGUE **HIGH** CM 162x162  
CHAISE-LONGUE **HIGH** CM 162x162



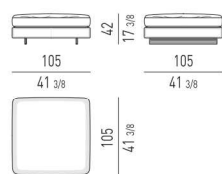
CHAISE-LONGUE **LOW** CM 105x162  
CHAISE-LONGUE **LOW** CM 105x162



CHAISE-LONGUE **HIGH** CM 105x162  
CHAISE-LONGUE **HIGH** CM 105x162



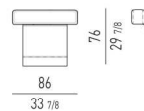
POUF CM 105x105  
OTTOMAN CM 105x105



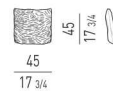
CUSCINI SCHIENALE OPTIONAL  
OPTIONAL BACKREST CUSHIONS



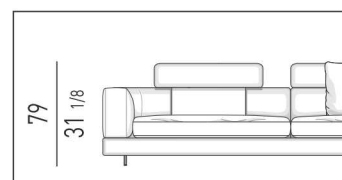
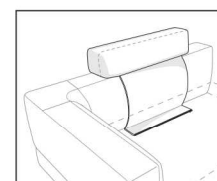
POGGIATESTA OPTIONAL  
OPTIONAL HEADREST



CUSCINO OPTIONAL **TEDDY**  
**TEDDY** OPTIONAL CUSHION



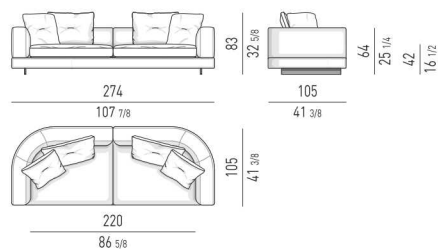
## POSIZIONE POGGIATESTA HEADREST POSITION



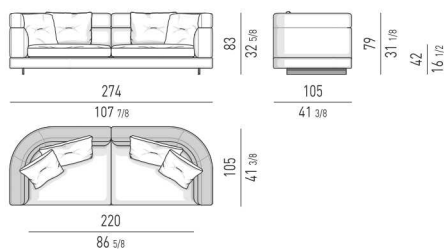
## ALEXANDER "DROP"

### DIVANI | SOFAS

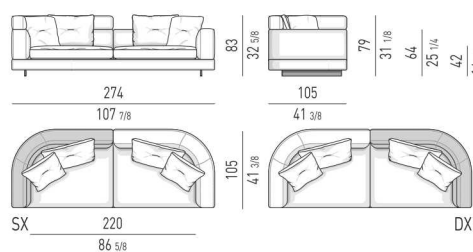
DIVANO LOW CM 274  
SOFA LOW CM 274



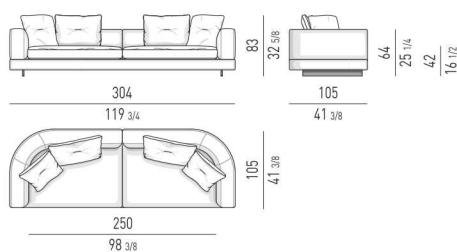
DIVANO HIGH CM 274  
SOFA HIGH CM 274



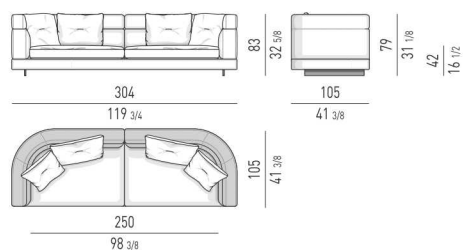
DIVANO MIX CM 274  
SOFA MIX CM 274



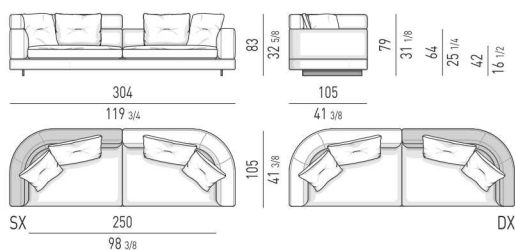
DIVANO LOW CM 304  
SOFA LOW CM 304



DIVANO HIGH CM 304  
SOFA HIGH CM 304

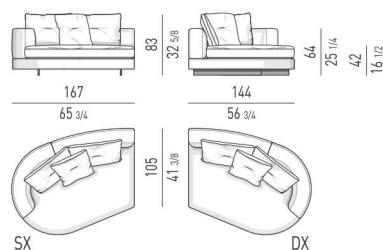


DIVANO MIX CM 304  
SOFA MIX CM 304

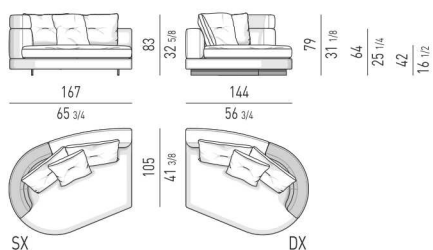


### ELEMENTI TERMINALI "RAY" | "RAY" ELEMENTS WITH ONE ARMREST

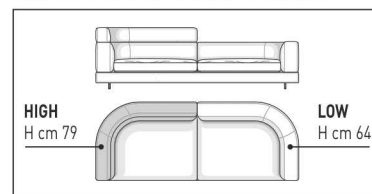
ELEMENTO TERMINALE RAY - LOW CM 167x144  
ELEMENT WITH ONE ARMREST RAY - LOW CM 167x144



ELEMENTO TERMINALE RAY - MIX CM 167x144  
ELEMENT WITH ONE ARMREST RAY - MIX CM 167x144

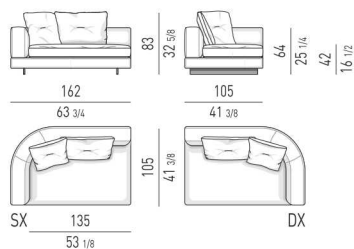




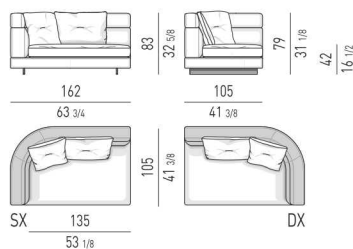


### ELEMENTI TERMINALI | ELEMENTS WITH ONE ARMREST

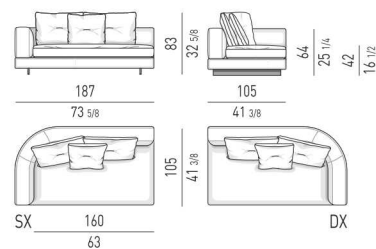
#### ELEMENTO TERMINALE **LOW** CM 162 ELEMENT WITH ONE ARMREST **LOW** CM 162



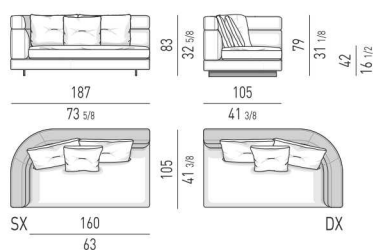
#### ELEMENTO TERMINALE **HIGH** CM 162 ELEMENT WITH ONE ARMREST **HIGH** CM 162



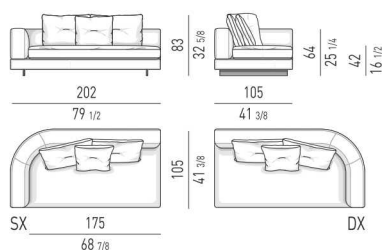
#### ELEMENTO TERMINALE **LOW** CM 187 ELEMENT WITH ONE ARMREST **LOW** CM 187



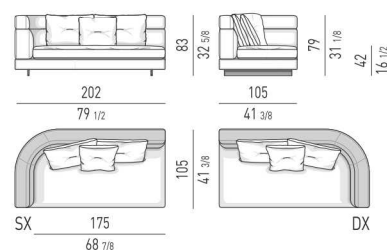
#### ELEMENTO TERMINALE **HIGH** CM 187 ELEMENT WITH ONE ARMREST **HIGH** CM 187



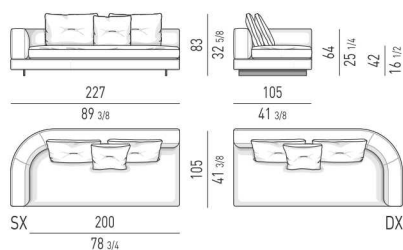
#### ELEMENTO TERMINALE **LOW** CM 202 ELEMENT WITH ONE ARMREST **LOW** CM 202



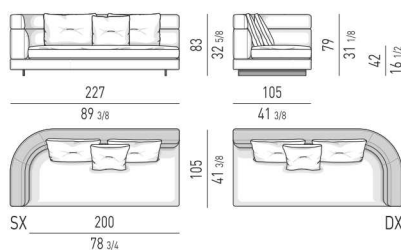
#### ELEMENTO TERMINALE **HIGH** CM 202 ELEMENT WITH ONE ARMREST **HIGH** CM 202



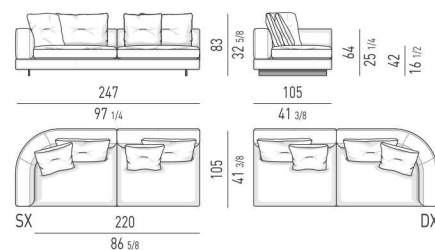
#### ELEMENTO TERMINALE **LOW** CM 227 ELEMENT WITH ONE ARMREST **LOW** CM 227



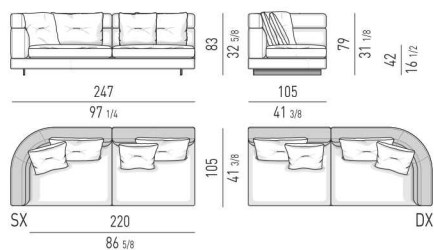
#### ELEMENTO TERMINALE **HIGH** CM 227 ELEMENT WITH ONE ARMREST **HIGH** CM 227



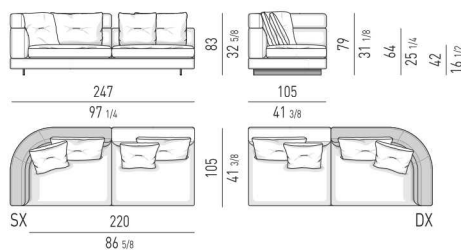
#### ELEMENTO TERMINALE **LOW** CM 247 ELEMENT WITH ONE ARMREST **LOW** CM 247



#### ELEMENTO TERMINALE **HIGH** CM 247 ELEMENT WITH ONE ARMREST **HIGH** CM 247

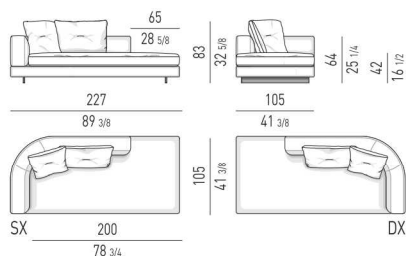


#### ELEMENTO TERMINALE **MIX** CM 247 ELEMENT WITH ONE ARMREST **MIX** CM 247

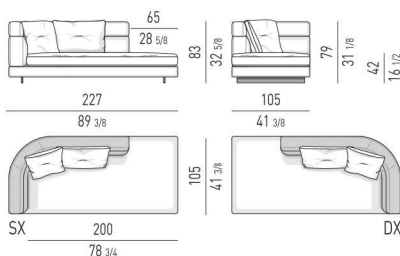


## ELEMENTI TERMINALI PENISOLA | OPEN-END ELEMENTS WITH ONE ARMREST

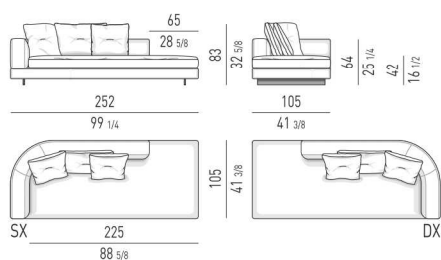
ELEMENTO TERMINALE PENISOLA **LOW CM 227**  
OPEN-END ELEMENT WITH ONE ARMREST **LOW CM 227**



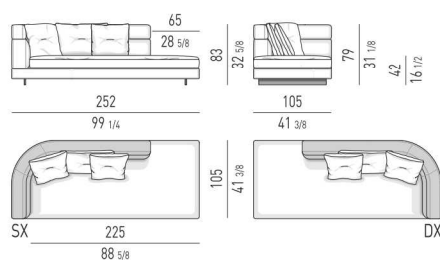
ELEMENTO TERMINALE PENISOLA **HIGH CM 227**  
OPEN-END ELEMENT WITH ONE ARMREST **HIGH CM 227**



ELEMENTO TERMINALE PENISOLA **LOW CM 252**  
OPEN-END ELEMENT WITH ONE ARMREST **LOW CM 252**

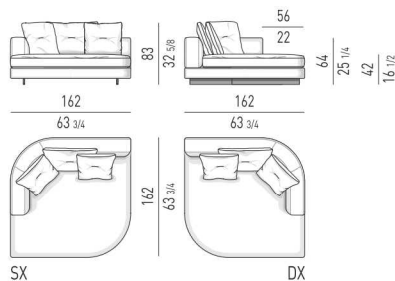


ELEMENTO TERMINALE PENISOLA **HIGH CM 252**  
OPEN-END ELEMENT WITH ONE ARMREST **HIGH CM 252**

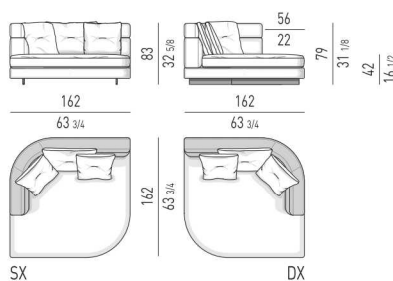


## CHAISE-LONGUES

CHAISE-LONGUE **LOW CM 162x162**  
CHAISE-LONGUE **LOW CM 162x162**

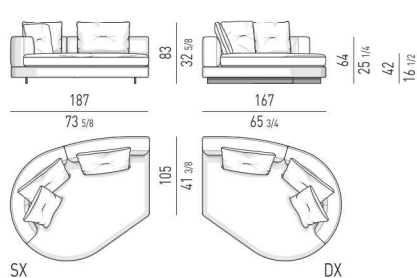


CHAISE-LONGUE **HIGH CM 162x162**  
CHAISE-LONGUE **HIGH CM 162x162**

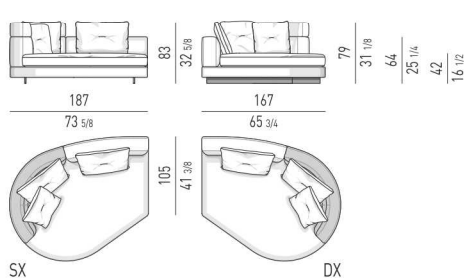


## CHAISE-LONGUES "RAY"

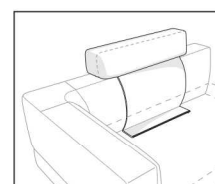
CHAISE-LONGUE **RAY - LOW CM 187x167**  
CHAISE-LONGUE **RAY - LOW CM 187x167**



CHAISE-LONGUE **RAY - MIX CM 187x167**  
CHAISE-LONGUE **RAY - MIX CM 187x167**



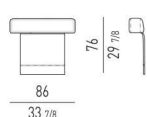
## POSIZIONE POGGIATESTA HEADREST POSITION



CUSCINI SCHIENALE OPTIONAL  
OPTIONAL BACKREST CUSHIONS



POGGIATESTA OPTIONAL  
OPTIONAL HEADREST



CUSCINO OPTIONAL **TEDDY**  
**TEDDY** OPTIONAL CUSHION

