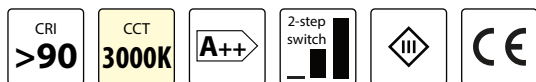


Flo Bedside

design Foster + Partners, 2011


release 2019, December





LED light for bedside, in varnish coated aluminium and steel. Its head rotates by 300° for direct lighting, the arm pivots on base by 120°. 3W-LED which you can switch on with one click for full light intensity, with two clicks for half light intensity.

Finishing


Standard

 Black soft touch
cod. 95001ST00

 Matt white
cod. 95002OP00


 Brushed nickel
cod. 9504400

Special

 Matt red
cod. 95003OP00

 Matt yellow
cod. 95005OP00

 Metallic bronze
cod. 95029MT00

 Gunmetal
cod. 9503200

All RAL coating and galvanic finishes available upon request

Light emission

- Light emission: diffuse
- Light direction: downlight
- Light source: led board
- Source flux: 270 lm
- Emitted flux: 150 lm
- Efficacy: 30 lm/W
- CCT: 3000K
- CRI index: >90
- Lifetime: >55000h L80 @ 25°C

Electrical Facts

- Source power: 3 W
- Power absorption: 5 W
- Stand-by absorption: < 1 W
- Grid voltage: 100-240V AC/50-60 Hz
- Power supply: multiplug AC-DC converter provided
- Dimmability: internal push dimmer
- Energy class: A++

Technical data

- Environment: indoor
- Placement: table
- Net weight: 1,65 Kg
- Certifications: CE
- Suggested ambient T: 25°C
- Maximum ambient T: 40°C
- Insulation class: III
- Protection class: IP20

Packaging
cardboard box
46 x 40 x 8 (cm)
0,013 m³

Gross weight
2,4 Kg

