

POWELL

DESIGN RODOLFO DORDONI



Struttura: in legno multistrati monoscocca con molleggio garantito da cinghie elastiche ad alta componente di caucciù.

Preparazione della struttura: in poliuretano espanso a quote differenziate ad alta densità. Imbottitura bracciolo e schienale realizzata con materiale poliuretano termosensibile. Ulteriore rivestimento della struttura con fibra termolegata di forte spessore ed accoppiata con tela di cotone bianca.

Cuscineria: imbottitura cuscino sedile in piuma d'oca canalizzata con inserto centrale in poliuretano espanso ad alta resilienza. Cuscini schienale totalmente imbottiti in piuma d'oca canalizzata.

Sfoderabilità: rivestimento sfoderabile solo in tessuto, smontando la base perimetrale e allentando le apposite manopole zigrinate tramite chiave in dotazione. Rivestimento in pelle fisso solo per la struttura, cuscini schienale e sedile sfoderabili.

Base: in estruso di alluminio con elementi di giunzione in alluminio pressofuso (entrambe su disegno esclusivo Minotti Studio), verniciata extra-lucida anti-touch nei seguenti colori esclusivi Minotti: Sand, Granito, Bronzo e Peltro. Appoggio a terra tramite piedini tecnici arretrati.

Poggiatesta: in metallo rivestito in cuoio. Disponibile nei seguenti colori: Fango, Castagna, Tabacco e Nero.

Structure: one-piece multi plywood with elastic straps with a high rubber content.

Structure preparation: let into high-density polyurethane foam in different densities. Back and arm padding in thermo-sensitive polyurethane. An additional cover for the frame in a thick thermobonded fiber coupled with a white cotton fabric.

Cushions: channeled goose down padding for the seat cushion with central insert in high-density polyurethane foam. Seat cushions all with channeled goose down padding.

Covers: removable fabric upholstery only, by removing the base around the perimeter and loosening the special knurled handles using the key supplied. Non-removable leather for the structure only, removable upholstery for the backrest cushions and seat.

Base: extruded aluminum with die-cast aluminum joints (both an exclusive design by Minotti Studio), extra-glossy anti-touch varnished in the following exclusive Minotti colors: Sand, Bronze, Granite and Pewter. Lies on the ground with technical feet that are set back.

Headrest: metal headrest covered in saddle-hide. Available in the following colors: Mud, Chestnut, Tobacco and Black.

Gestell: Sperrholz-Schalenbauweise, Federung mit elastischen Riemen mit hohem Kautschukanteil.

Aufbereitung des Gestells: Unterlage aus unterschiedlich dick geschäumtem, hochdichtem Polyurethan. Polsterung der Arm- und Rückenlehne aus wärme-sensiblen Polyurethanmaterial. Strukturbezug aus dicker, thermofixierter Faser kombiniert mit weißem Baumwolltuch.

Kissen: Sitzkissenfüllung mit kanalisierten Gänsedaunen mit einem Einsatz aus hochkerzbähem PU-Schaum. Rückenlehnenpolsterung aus kanalisierten Gänsedaunen.

Abziehbarkeit: Nur Stoffbezüge sind vollkommen abziehbar. Dazu muss der Gestellrahmen abmontiert werden, indem die vorgesehenen Drehknöpfe mit dem mitgelieferten Schlüssel gelockert werden. Lederbezüge nur an der Struktur fest, Sitz- und Rückenissen abziehbar.

Grundgestell: Aus stranggegossenem Aluminium mit Verbindungselementen aus Aluminiumdruckguss (beide ein exklusives Design von Minotti Studio), Hochglanzlackierung mit Anti-Touch-Finish in folgenden exklusiven Minotti-Farben: Sand, Bronze, Granit und Zinn. Bodenaufgabe auf technischen, zurückgestellten Füßen.

Kopfstütze: Aus kernlederbezogenem Metall. In folgenden Farben erhältlich: Schlamm, Kastanie, Tabak und Schwarz.

Structure : en bois contreplaqué monocoque avec suspension garantie par des courroies élastiques à forte teneur en caoutchouc.

Préparation de la structure : en polyuréthane expansé à épaisseurs différentes à haute densité. Garnissage de l'accoudoir et du dossier réalisé en matériau polyuréthanique thermosensible. Revêtement complémentaire de la structure avec de la fibre thermoliée de forte épaisseur et couplée avec de la toile de coton blanche.

Coussins : garnissage de l'assise en plume d'oie canalisée avec insert central en polyuréthane expansé à haute résilience. Coussins du dossier entièrement rembourrés en plume d'oie canalisée.

Déhoussage : seul le revêtement en tissu est déhoussable, en démontant la base du pourtour et en desserrant les poignées moletées à l'aide d'une clé livrée avec le canapé. Le revêtement en cuir de la structure est fixe, celui des coussins du dossier et de l'assise est déhoussable.

Base : en aluminium extrudé avec éléments de jonction en aluminium moulé sous pression (toutes les deux d'après dessin exclusif Minotti Studio), peinte extra-brillante anti-traces dans les couleurs exclusives Minotti suivantes : Sable, Bronze, Granit et Étain. Appui au sol par pieds techniques en retrait.

Appui-tête : en métal recouvert de cuir sellier. Disponible dans les couleurs suivantes : Boue, Châtaigne, Tabac et Noir.


FINITURE BASE BASE FINISHES

ALLUMINIO | ALUMINUM

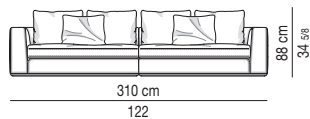
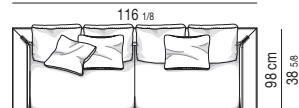
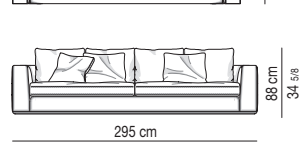
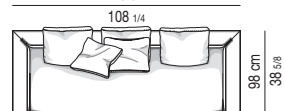
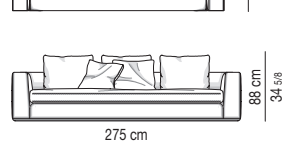
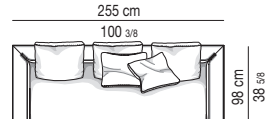
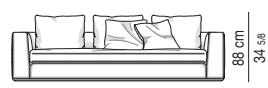
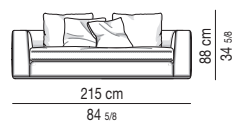
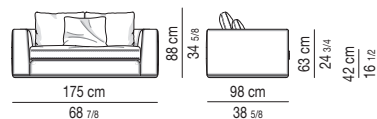


FINITURE POGGIATESTA HEADREST FINISHES

CUOIO | SADDLE-HIDE



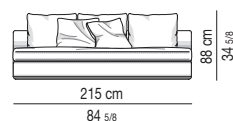
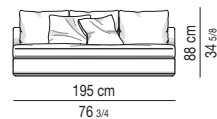
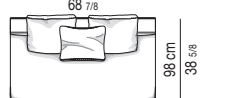
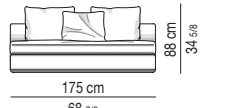
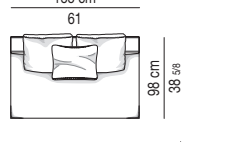
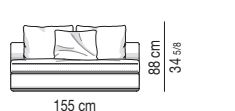
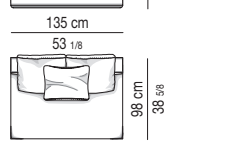
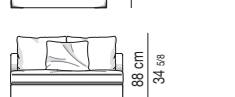
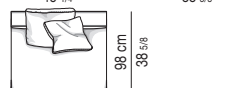
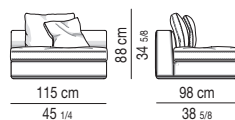
DIVANI | SOFAS



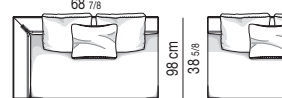
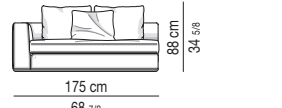
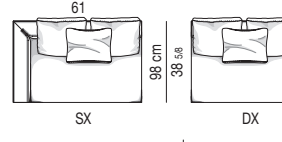
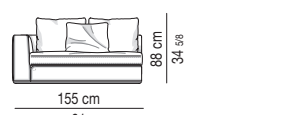
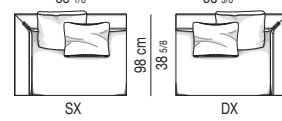
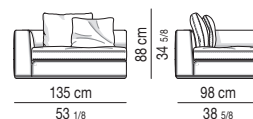
Divano composto da 1 elemento terminale sx cm 155 e da un elemento terminale dx cm 155.

Arrangement made up of 1 element with arm sx cm 155 and one element with arm dx cm 155.

ELEMENTI CENTRALI | CENTRAL ELEMENTS

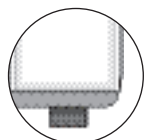


ELEMENTI TERMINALI | ELEMENTS WITH 1 ARMREST

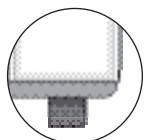


OPZIONE ALTEZZA PIEDINI

STANDARD VERSION



HIGH VERSION



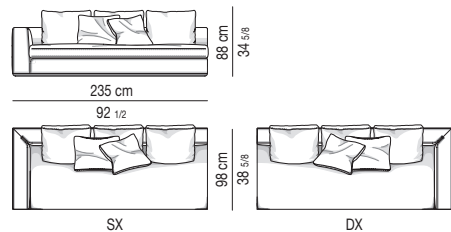
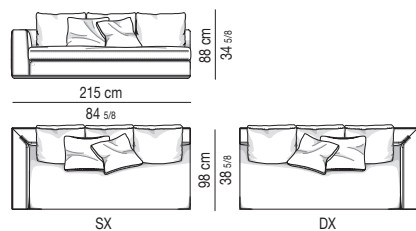
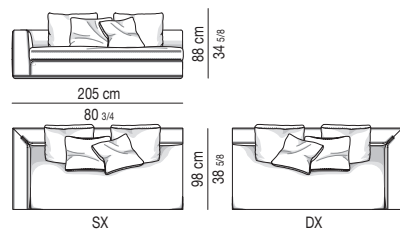
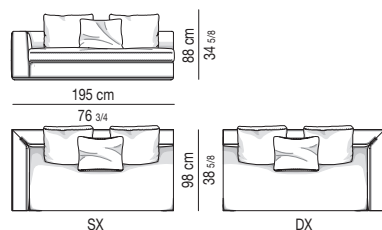
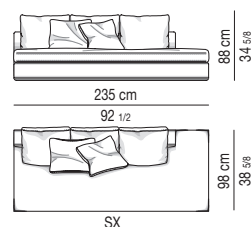
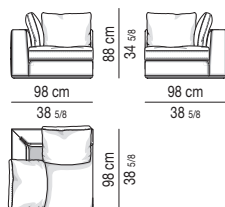
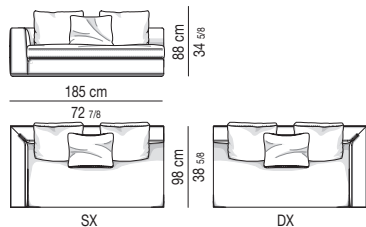
A richiesta sono disponibili piedini H 8 cm ovvero più alti di 2 cm rispetto ai piedini di serie. Questa opzione deve essere specificata all'atto dell'ordine. Qualora non venisse indicato, verranno montati i piedini con altezza STANDARD (6 cm).

Available on request 8 cm high feet, 2 cm higher than standard feet. This option must be specified at the time the order is placed. Failure to indicate the option will result in mounting of STANDARD height feet (6 cm).

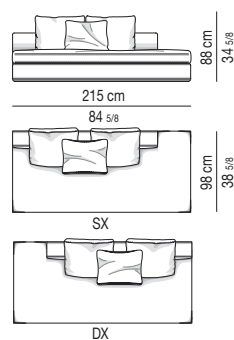
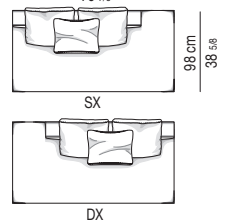
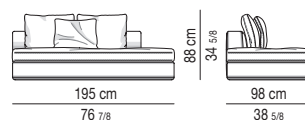
Auf Anfrage hin sind 8 cm hohe Füße erhältlich, also 2 cm höher als die serienmäßige Ausführung. Diese Option ist bei Bestellung anzugeben. Ohne spezifische Angabe werden die STANDARD-Füße (6 cm hoch) montiert.

Des pieds H 8 cm, à savoir 2 cm plus hauts que les pieds de série, sont disponibles sur demande. Cette option doit être spécifiée lors de la commande. En cas de non-indication, les pieds de la hauteur STANDARD (6 cm) seront montés.

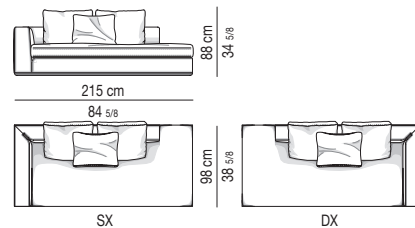
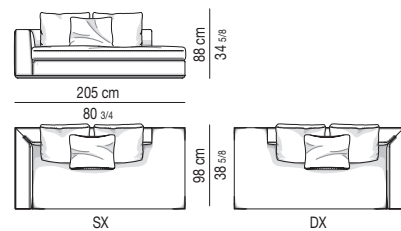
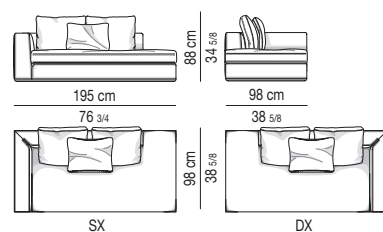
ELEMENTO ANGOLARE | CORNER ELEMENT

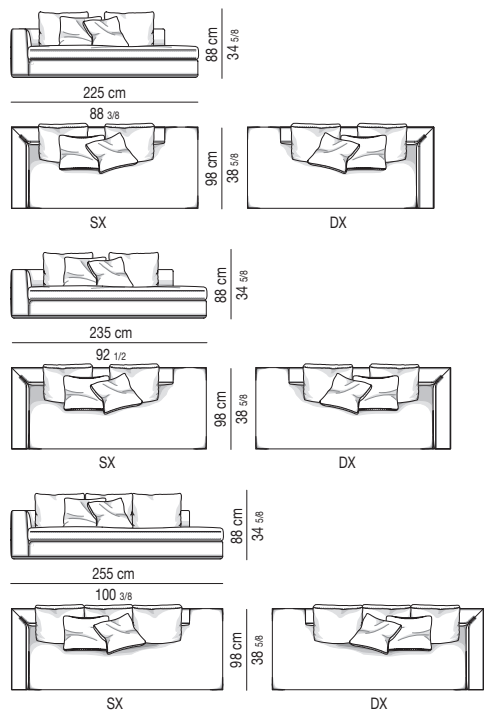


SOFA PENISOLA | SOFÀ OPEN-END

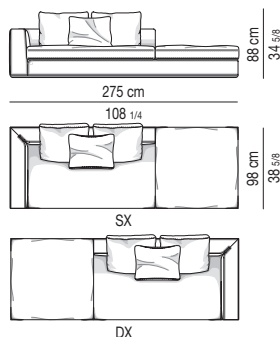
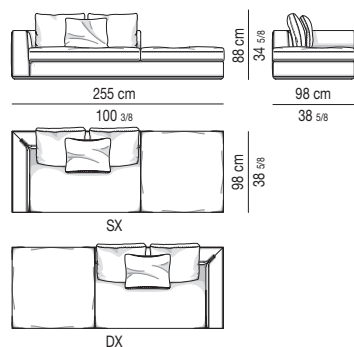


DIVANI PENISOLA | OPEN-END SOFAS

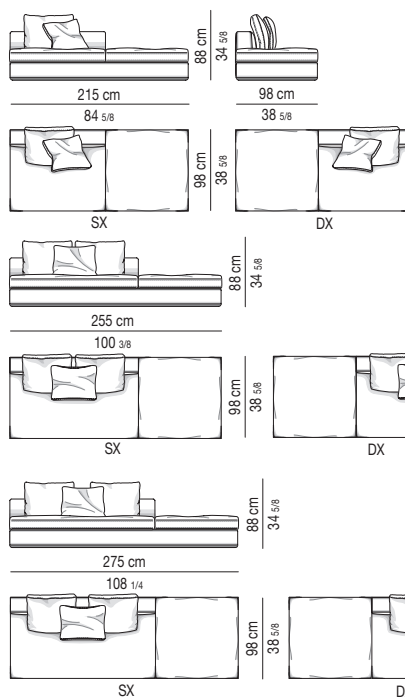




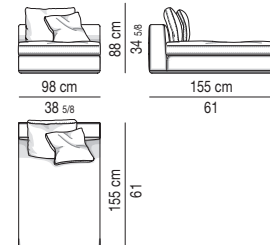
ELEMENTI PENISOLA CON BRACCIOLO OPEN-END ELEMENTS WITH ARMREST



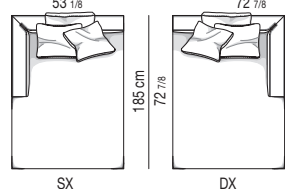
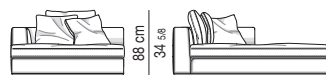
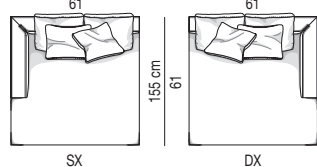
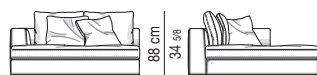
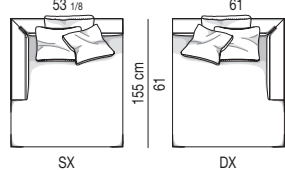
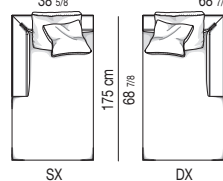
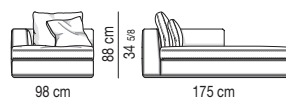
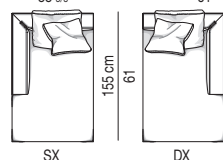
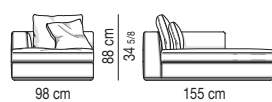
ELEMENTI PENISOLA SENZA BRACCIOLO OPEN-END ELEMENTS WITHOUT ARMREST



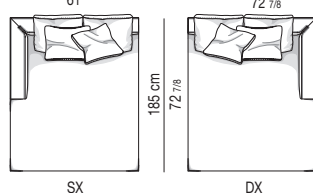
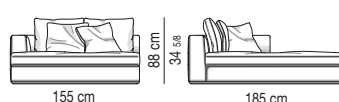
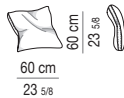
COUCH



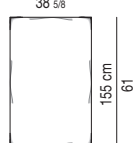
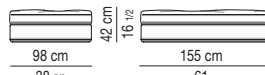
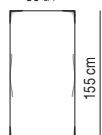
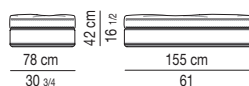
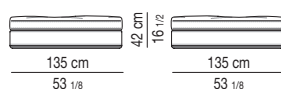
CHAISE LONGUES




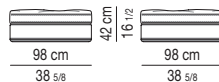
CUSCINI OPTIONALI | OPTIONAL CUSHIONS



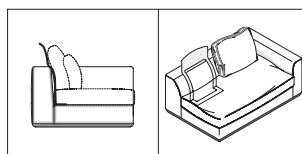
PANCHE | BENCHES



POUF | OTTOMAN

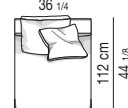
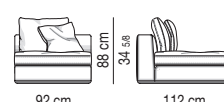


POGGIATESTA OPTIONAL | OPTIONAL HEADREST

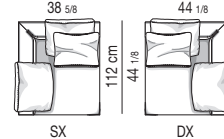
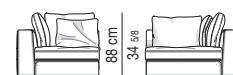


POWELL DEPTH 112 CM

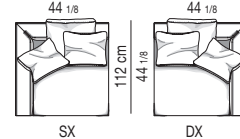
ELEMENTO CENTRALE | CENTRAL ELEMENT



ELEMENTO ANGOLARE | CORNER ELEMENT



ELEMENTO TERMINALE | ELEMENT WITH 1 ARMREST



POUF | OTTOMAN

